

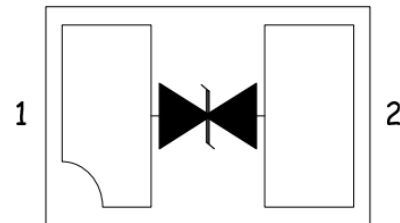
Features

- Ultra low leakage: nA level
- Operating voltage: 15V
- Low clamping voltage
- Complies with following standards:
 - IEC 61000-4-2 (ESD) immunity test
 - Air discharge: $\pm 30\text{kV}$
 - Contact discharge: $\pm 30\text{kV}$
 - IEC61000-4-4 (EFT) 40A (5/50ns)
 - IEC61000-4-5 (Lightning) 6A (8/20 μs)
- RoHS Compliant

Dimensions DFN1006



Pin Configuration



Applications

- USB 2.0 power and data line
- Set-top box and digital TV
- Digital video interface (DVI)
- Notebook Computers
- SIM Ports
- 10/100 Ethernet

Mechanical Characteristics

- Package: DFN1006
- Lead Finish: Lead Free
- UL Flammability Classification Rating 94V-0
- Quantity Per Reel: 10,000pcs
- Reel Size: 7 inch
- Device Marking: 15B

Absolute Maximum Ratings (Tamb=25°C unless otherwise specified)

Parameter	Symbol	Value	Unit
Peak Pulse Power (8/20 μs)	Ppp	200	W
Peak Pulse Current (8/20 μs)	IPP	6	A
ESD per IEC 61000-4-2 (Air)	VESD	± 30	kV
ESD per IEC 61000-4-2 (Contact)		± 30	
Operating Temperature Range	TJ	-55 to +125	°C
Storage Temperature Range	Tstg	-55 to +150	°C

Electrical Characteristics (TA=25°C unless otherwise specified)

Parameter	Symbol	Test Condition	Min	Typ	Max	Unit
Reverse Working Voltage	V _{RWM}				15	V
Breakdown Voltage	V _{BR}	I _T = 1mA	16		20	V
Reverse Leakage Current	I _R	V _{RWM} = 15V			0.5	μA
Clamping Voltage	V _C	I _{PP} = 1A (8 x 20 μs pulse)		18	24	V
Clamping Voltage	V _C	I _{PP} = 6A (8 x 20 μs pulse)		24	32	V
Junction Capacitance	C _J	V _R = 0V, f = 1MHz		8	10	pF

Typical Performance Characteristics (TA=25°C unless otherwise Specified)

Fig.1 - Peak Pulse Power Rating

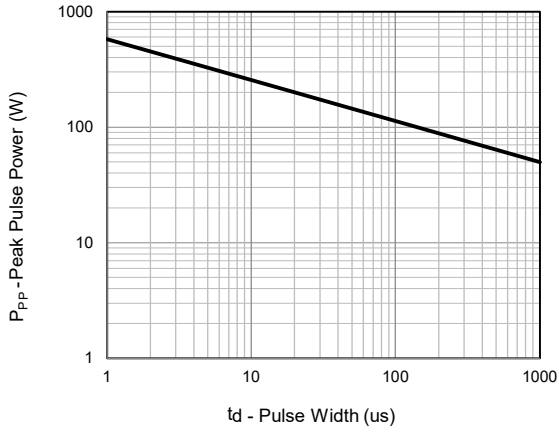


Fig.2 - Pulse Derating Curve

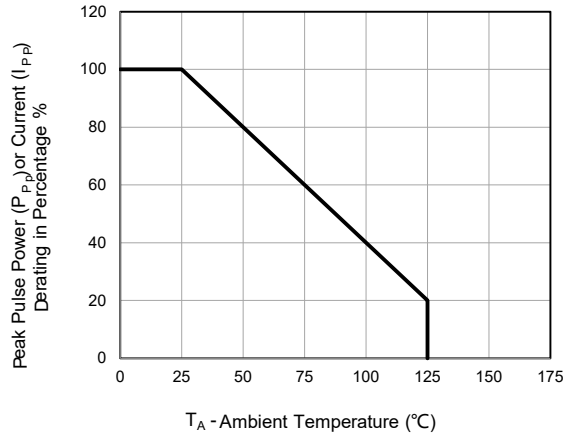


Fig.3 - 8/20us Pulse Waveform

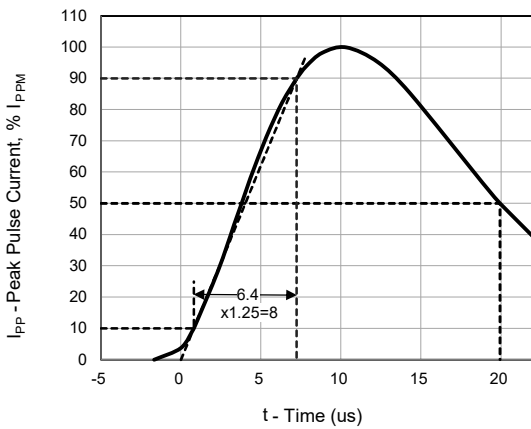


Fig.4 - Typical Clamping Voltage

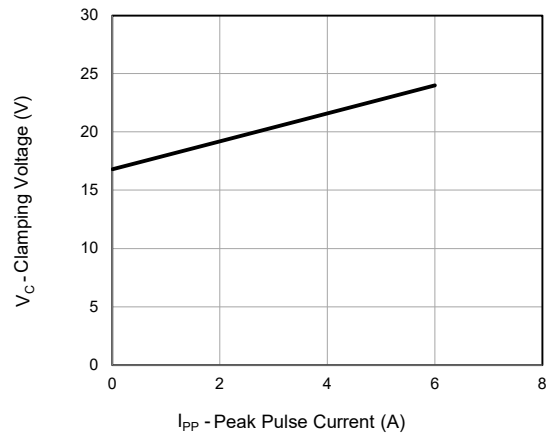


Fig.5 - ESD Pulse Waveform (IEC61000-4-2)

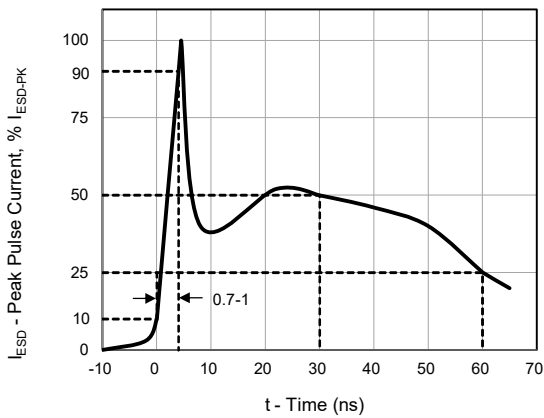
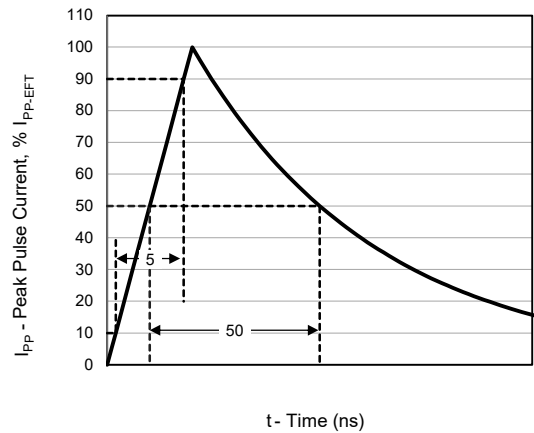
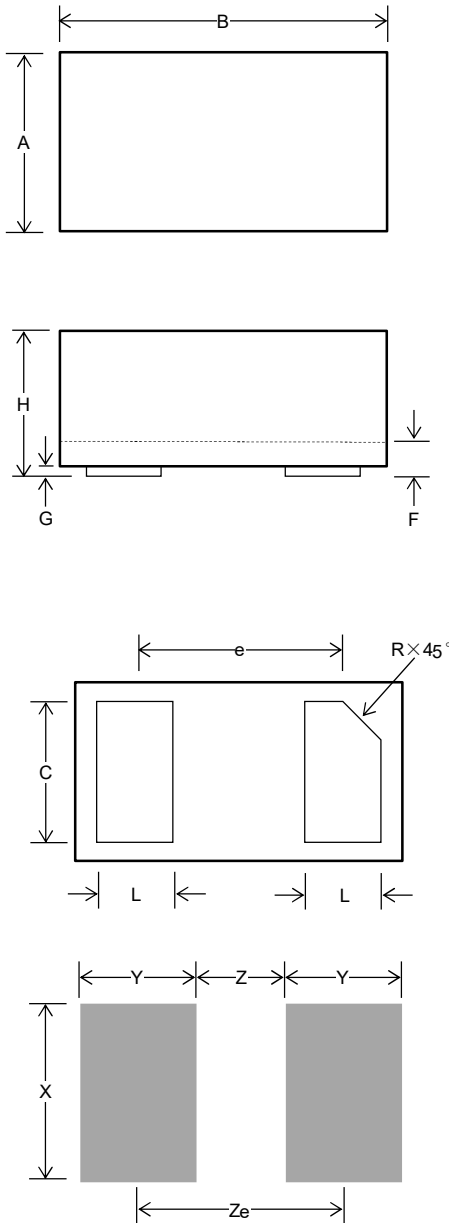


Fig.6 - 5/50ns EFT Waveform (IEC61000-4-4)



DFN1006 PACKAGE OUTLINE & DIMENSIONS



DFN1006			
SYMBOL	Millimeters		
	MIN	NOM	MAX
A	0.55	0.6	0.68
B	0.95	1	1.08
C	0.45	0.5	0.55
F	0.12		0.18
G	-	0	0.05
H	0.45	0.475	0.5
L	0.2	0.25	0.3
e		0.65	
X		0.6	
Y		0.5	
Z		0.3	
Ze		0.8	

NOTICE

Leiditech reserves the right to make modifications, enhancements, improvements, corrections or other changes without further notice to any product herein. Leiditech does not assume any liability arising out of the application or use of any product described herein.