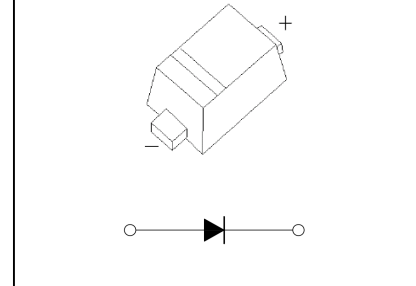



FEATURES

- Low Forward Voltage Drop
- Guard Ring Construction for Transient Protection
- Low Reverse Recovery Time
- Low Reverse Capacitance

SOD-523



MARKING: S4



The marking bar indicates the cathode

Solid dot = Green molding compound device, if none, the normal device.

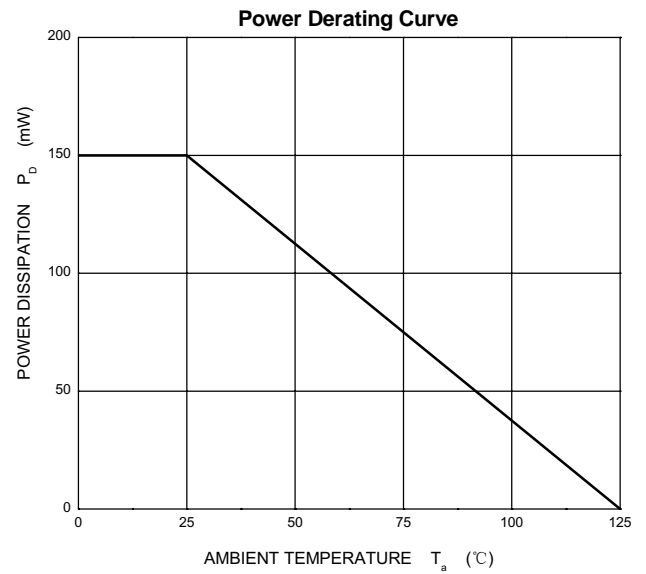
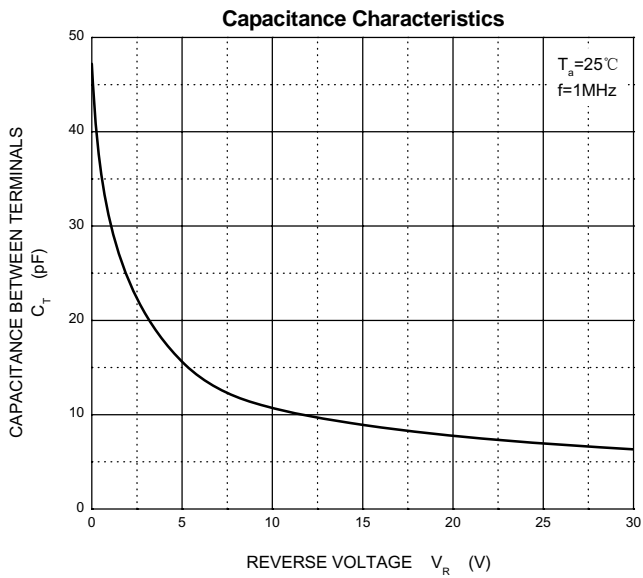
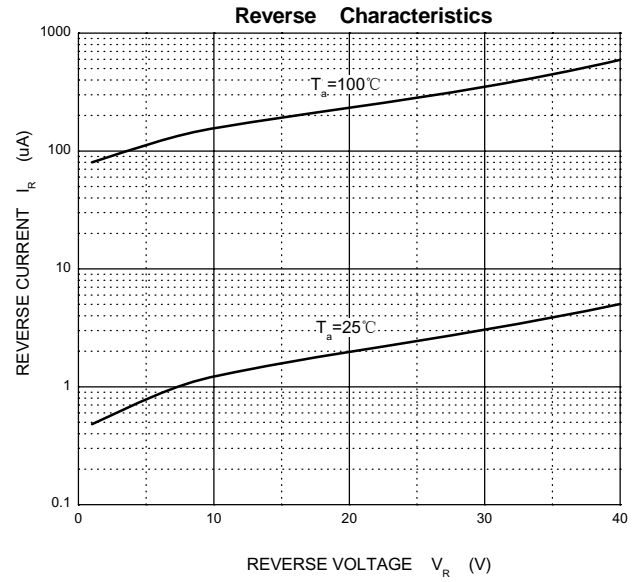
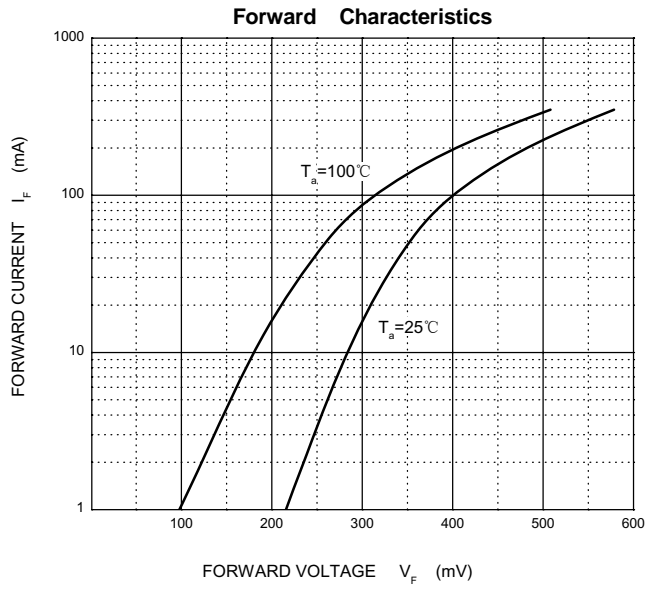
MAXIMUM RATINGS ($T_a=25^\circ\text{C}$ unless otherwise noted)

Symbol	Parameter	Value	Unit
V_{RRM}	Peak Repetitive Reverse Voltage	40	V
V_{RWM}	Working Peak Reverse Voltage		
V_R	DC Blocking Voltage		
$V_{R(RMS)}$	RMS Reverse Voltage	28	V
I_{FM}	Forward Continuous Current	200	mA
I_{FSM}	Non-Repetitive Peak Forward Surge Current@ $t=8.3\text{ms}$	2	A
P_D	Power Dissipation	150	mW
$R_{\theta JA}$	Thermal Resistance From Junction To Ambient	667	$^\circ\text{C/W}$
T_j	Junction Temperature	125	$^\circ\text{C}$
T_{stg}	Storage Temperature	-55~+150	$^\circ\text{C}$

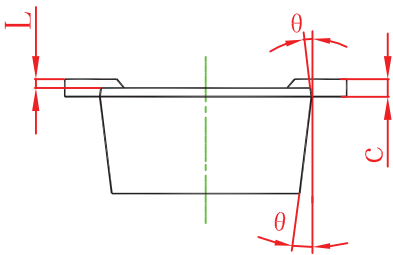
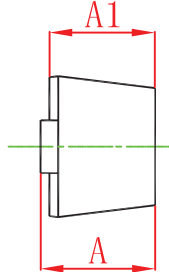
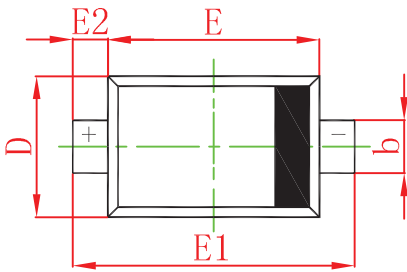
ELECTRICAL CHARACTERISTICS($T_a=25^\circ\text{C}$ unless otherwise specified)

Parameter	Symbol	Test conditions	Min	Typ	Max	Unit
Reverse voltage	$V_{(BR)}$	$I_R=100\mu\text{A}$	40			V
Reverse current	I_R	$V_R=30\text{V}$			5	μA
		$V_R=20\text{V}$			2	
		$V_R=10\text{V}$			1	
Forward voltage	V_F	$I_F=1\text{mA}$		0.27		V
		$I_F=5\text{mA}$		0.32		
		$I_F=20\text{mA}$			0.37	
		$I_F=200\text{mA}$			0.6	
Total capacitance	C_{tot}	$V_R=0\text{V}, f=1\text{MHz}$		50		pF
Reverse recovery time	t_{rr}	$I_F=I_R=200\text{mA}, I_{rr}=0.1 \times I_R, R_L=100\Omega$		10		ns

Typical Characteristics

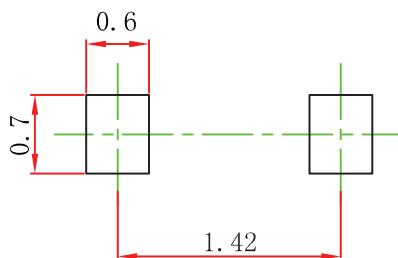


SOD-523 Package Outline Dimensions



Symbol	Dimensions In Millimeters		Dimensions In Inches	
	Min	Max	Min	Max
A	0.510	0.770	0.020	0.031
A1	0.500	0.700	0.020	0.028
b	0.250	0.350	0.010	0.014
c	0.080	0.150	0.003	0.006
D	0.750	0.850	0.030	0.033
E	1.100	1.300	0.043	0.051
E1	1.500	1.700	0.059	0.067
E2	0.200 REF		0.008 REF	
L	0.010	0.070	0.001	0.003
θ	7° REF		7° REF	

SOD-523 Suggested Pad Layout

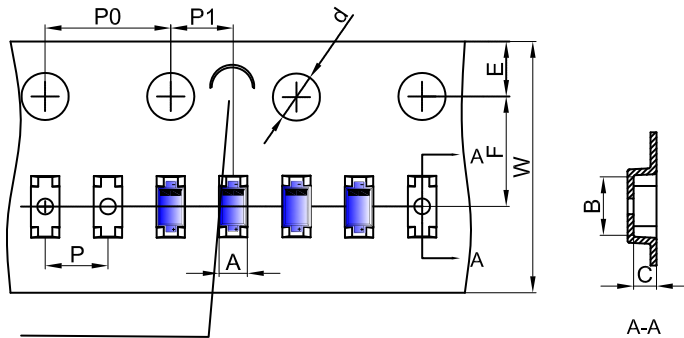


Note:

1. Controlling dimension: in millimeters.
2. General tolerance: $\pm 0.05\text{mm}$.
3. The pad layout is for reference purposes only.

SOD-523 Tape and Reel

SOD-523 Embossed Carrier Tape



NOTE: TO CAVE 'C' ON CARRIER TAPE PER 120MM

Packaging Description:

SOD-523 parts are shipped in tape. The carrier tape is made from a dissipative (carbon filled) polycarbonate resin. The cover tape is a multilayer film (Heat Activated Adhesive in nature) primarily composed of polyester film, adhesive layer, sealant, and anti-static sprayed agent. These reeled parts in standard option are shipped with 8,000 units per 7" or 17.8cm diameter reel. The reels are clear in color and is made of polystyrene plastic (anti-static coated).

Dimensions are in millimeter

Pkg type	A	B	C	d	E	F	P0	P	P1	W
SOD-523	0.9	1.94	0.73	Ø1.50	1.75	3.50	4.00	2.00	2.00	8.00

SOD-523 Tape Leader and Trailer

