

特点/Features:

表面安装, 尺寸小;
导通电压小;
可靠性高;

用途/Applications:

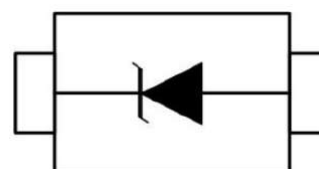
高速开关电路。

印章/ Marking: C

Dimensions SOD-523



Pin Configuration



极限参数/Absolute maximum ratings (Ta=25°C)

Parameter	Symbol	Value	Unit
DC Reverse Voltage	V_R	30	V
Mean Rectifying Current	I_0	200	mA
Peak Forward Surge Current	I_{FSM}	1	A
Junction Temperature	T_j	125	°C
Storage Temperature	T_{stg}	-40~125	°C

电性能参数/Electrical characteristics (Ta=25°C)

Parameter	Symbol	Test Conditions	Min.	Typ.	Max.	Unit
Forward Voltage	V_F	$I_F=200mA$			0.50	V
Reverse Current	I_{RM}	$V_R=10V$			30	μA

典型特性曲线图/Typical Characteristics

● Electrical characteristic curves ($T_a=25^\circ\text{C}$)

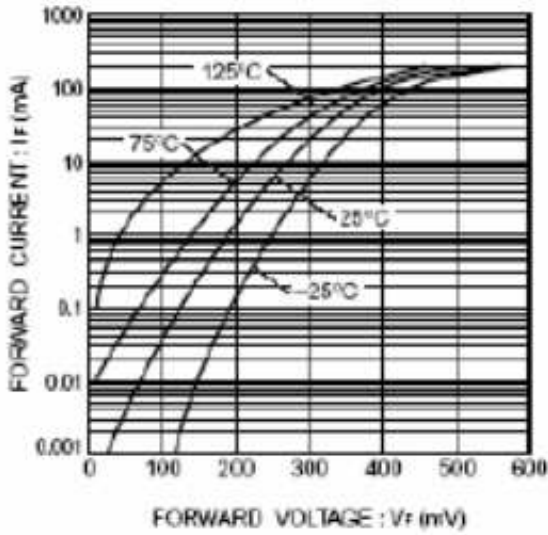


Fig.1 Forward characteristics

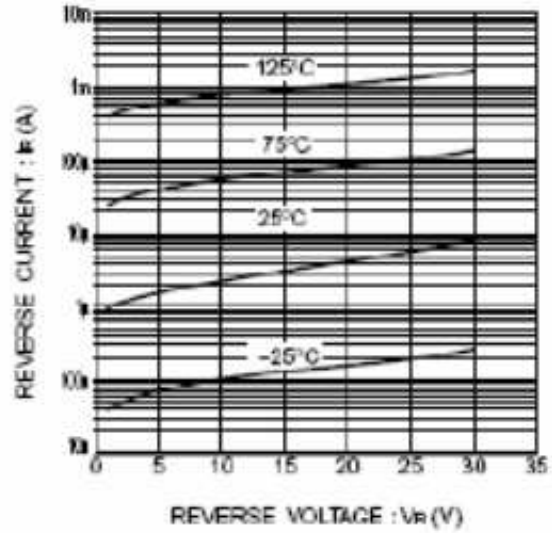


Fig.2 Reverse characteristics

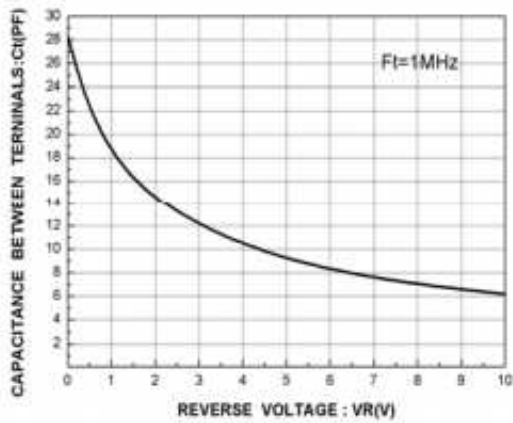
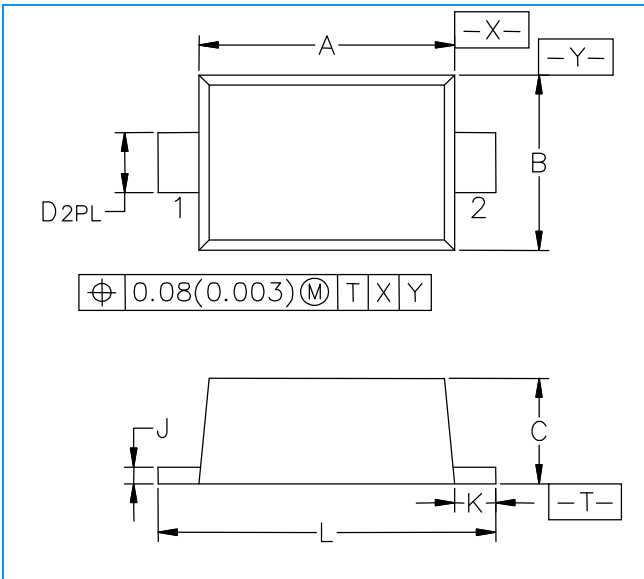
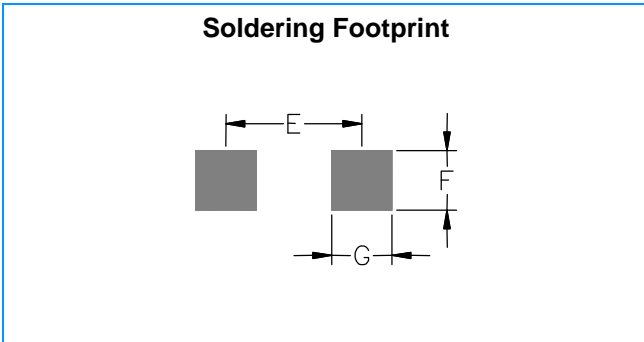


Fig.3 Capacitance between terminals characteristics

SOD-523 Package Outline & Dimensions



Symbol	Millimeters			Inches		
	Min.	Nom.	Max.	Min.	Nom.	Max.
A	1.10	1.20	1.30	0.043	0.047	0.051
B	0.70	0.80	0.90	0.028	0.032	0.035
C	0.50	0.60	0.70	0.020	0.024	0.028
D	0.25	0.30	0.35	0.010	0.012	0.014
J	0.07	0.14	0.20	0.0028	0.0055	0.0079
K	0.15	0.20	0.25	0.006	0.008	0.010
S	1.50	1.60	1.70	0.059	0.063	0.067



Symbol	Millimeters	Inches
E	1.40	0.0547
F	0.40	0.0157
G	0.40	0.0157